











Optics asymmetrical

					
Application examples*	Main thoroughfares	Thoroughfares	Low-order thoroughfares	Cycle paths / walkways	Pedestrian crossings, illumination to the right
Luminaire	Optic O1	Optic O2	Optic O3	Optic O4	Optic O6R
V3050		✓		✓	✓
V3051	✓	✓			✓
V3052	✓	✓			✓
V3053	✓	✓			✓
V3080		✓		✓	✓
V3081	✓	✓			✓
V3082	✓	✓			✓
V3083	✓	✓			✓
V3125					
V3210		✓		✓	
V3211		✓		✓	
V3212		✓			
V3213					
V3220	✓	✓			✓
V3221	✓	✓			✓
V3222	✓	✓			✓
V3223					
V3224	✓	✓			✓
V3454		✓		✓	
V3456		✓		✓	
V3457		✓		✓	
V3458		✓		✓	
V3610	✓	✓	✓	✓	✓
V3630	✓	✓	✓		✓
V5480		✓		✓	
V7410		✓		✓	
V7420		✓		✓	
V8446	✓	✓	✓		
V8447	✓	✓	✓		
V8448	✓	✓	✓		
V8450	✓	✓	✓		
V8466	✓	✓	✓		
V8481		✓	✓		
V8482	✓	✓	✓		
V9701	✓	✓			✓
V9702	✓	✓			✓
V9703	✓	✓			✓
V9801					
V9802					
V9803					

					
Application examples*	Side streets / paths	Sport facilities, Parking areas	Large areas	Large areas	Car parks
Luminaire	Optic O7	Optic O14	Optic O20	Optic O23	Optic O24
V3050	✓	✓			
V3051	✓	✓			
V3052	✓	✓			
V3053	✓	✓			
V3080	✓	✓			
V3081	✓	✓			
V3082	✓	✓			
V3083	✓	✓			
V3125					
V3210	✓	✓			
V3211	✓				
V3212	✓				
V3213					
V3220	✓	✓			
V3221	✓	✓			
V3222	✓	✓			
V3223					
V3224	✓	✓			
V3454	✓				
V3456	✓				
V3457	✓				
V3458	✓				
V3610	✓	✓			
V3630	✓	✓			
V5480	✓				
V7410	✓				
V7420	✓				
V8446	✓				
V8447	✓				
V8448	✓				
V8450	✓				
V8466	✓				
V8481	✓				
V8482	✓				
V9701	✓	✓			✓
V9702	✓	✓			✓
V9703	✓	✓			✓
V9801		✓	✓	✓	✓
V9802		✓	✓	✓	✓
V9803		✓	✓	✓	✓

*The shown graphics give examples of the light distribution of the individual optics. These can vary depending on their mounting height, location and luminaire. LDT/IES data can be found for each luminaire model at www.vulkan.de. All optics (cluster of 4) can be combined with each other and changed on site in 90°- steps.

Optics symmetrical & axially symmetric

Application examples*	Pedestrian path / symmetric	Main thoroughfares or pedestrian zones	Main thoroughfares	Spotlighting	Large areas
Luminaires	Optic O8	Optic O9	Optic O10	Optic O15	Optic O16
V3050					
V3051					
V3052					
V3053					
V3080					
V3081					
V3082					
V3083					
V3125		✓	✓		
V3210					
V3211	✓				
V3212	✓				
V3213	✓	✓	✓		
V3220					
V3221	✓	✓			
V3222	✓				
V3223	✓	✓	✓		
V3224	✓	✓			
V3454	✓	✓			
V3456	✓	✓			
V3457	✓	✓			
V3458	✓	✓			
V3610					
V3630	✓	✓			
V5480	✓	✓			
V7410	✓	✓			
V7420	✓	✓			
V8446	✓	✓			
V8447	✓	✓			
V8448	✓	✓			
V8450	✓	✓			
V8466	✓	✓			
V8481	✓	✓			
V8482	✓	✓			
V9701				✓	
V9702				✓	
V9703				✓	
V9801			✓	✓	✓
V9802			✓	✓	✓
V9803			✓	✓	✓

* The shown graphics give examples of the light distribution of the individual optics. These can vary depending on their mounting height, location and luminaire. LDT/IES data can be found for each luminaire model at www.vulkan.de. All optics (cluster of 4) can be combined with each other and changed on site in 90°- steps.

Mounting heights

Recommended mounting heights

Luminaires	4-6 m	6-8 m	8-10 m	10-16 m	> 16 m
V3050	✓	✓			
V3051		✓	✓		
V3052			✓	✓	
V3053				✓	
V3080	✓	✓			
V3081		✓	✓		
V3082			✓	✓	
V3083				✓	
V3125		✓	✓		
V3210	✓	✓			
V3211	✓				
V3212	✓	✓			
V3213	✓	✓	✓		
V3220	✓	✓	✓		
V3221	✓	✓			
V3222	✓	✓	✓		
V3223	✓	✓	✓	✓	
V3224	✓	✓			
V3454	✓				
V3456	✓				
V3457	✓				
V3458	✓				
V3610	✓	✓			
V3630		✓	✓		
V5480	✓				
V7410	✓				
V7420	✓				
V8446	✓	✓			
V8447		✓	✓		
V8448	✓	✓			
V8450	✓	✓			
V8466	✓	✓			
V8481	✓				
V8482	✓	✓			
V9701		✓	✓		
V9702		✓	✓	✓	
V9703			✓	✓	✓
V9801			✓	✓	✓
V9802				✓	✓
V9803				✓	✓